


# 聽力秘技 (2) Listening Tips: 2



上次我們練習了聽力秘技 (1)，包含：聽懂連音、詞彙、片語、句子並做出回應等。今天我們將利用英文歌曲、影片、與測驗考古題等素材，教你在家就可以增強聽力的更多秘技，一起鍛鍊耳力！

## 活動 1

### 聽歌曲學詞彙與片語



你喜歡聽英文歌嗎？偷偷告訴你，小編以前就是從聽英文歌開始愛上英文。聽英文歌曲能幫助你熟悉英文發音與語調，同時也能透過英文歌詞擴大單字量。我們來聽一首動人的英文歌曲，一起學習歌曲中的詞彙與片語，並理解歌詞大意。



Afterglow by Ed Sheeran

影片來源：

[https://youtu.be/ NGQfCFUn4](https://youtu.be/NGQfCFUn4)

第一步：先聽歌曲並完成歌詞填空部分。(小提示：如果聽不出來，可以開啟 CC 字幕看歌詞。)

第二步：再從右方選項中選出關鍵詞彙或片語的語意。

第三步：最後從下方表格的敘述中選出這首歌要傳達的意思，可複選。

Afterglow 歌詞 (時間點)	語意
例：Saturday morning is <u>fading</u> (0:27)	C
1. My eyes are caught in your g_____ all over again (0:35)	
2. We were love-drunk, waiting on a m_____ (0:43)	
3. I will h_____ tighter 'till the afterglow (1:05)	
4. This is a level where we're l _____ time (1:58)	

詞彙/片語定義
A. something very lucky
B. a long look
C. to gradually disappear
D. not to remember something
E. to grasp something or someone firmly



### 歌詞的意思




	1. He enjoys the time with his love and wants to spend the rest of his life with her.
	2. He wants to show people how beautiful his hometown is in winter.
	3. He's deeply in love, and he promises he will love her forever.

圖片來源：freepik from flaticon

# 聽力秘技 ( 2 ) Listening Tips: 2

## 活動 2

## 利用聽寫練習深入學習



你知道嗎？聽英文歌曲或看影片時，除了聽懂外，我們還可以利用聽寫練習深入掌握每個句子的發音、語調、詞彙、句型喔！聽寫時需要反覆聆聽，因此建議選擇自己喜歡的影集、電影、或是感興趣的演講等當作素材，接著再依照下面的步驟練習，一段時間後，聽力會進步很多喔！

### 1. 挑選素材

- 選擇自己感興趣、難度適中，附字幕或逐字稿的影片或音檔。
- 選出約 1~5 分鐘的片段聽寫。

### 2. 理解內容

- 先看一次影片或聽一次音檔了解大致內容。
- 可開啟字幕或快速掃描逐字稿。

### 3. 逐句聽寫

- 聽完一句寫一句。
- 重複播放聽不清楚的部分。
- 如果覺得語速太快，可調慢。

### 4. 確認答案

- 利用英文字幕或逐字稿確認答案。
- 試著跟讀，進一步加強口說。

下面的片段取自小編很喜歡的美國影集《荒唐分局》( *Brooklyn Nine-Nine* )。主角正在調查一宗發生在二十年前的案件，一起來看看調查過程中發生了什麼事吧。請按照上列的步驟 2~4 做聽寫練習，將下一頁空格的部分填入你聽到的單字或片語。( 小提醒：可開啟 0.75 倍速觀看。 )



Window Ledge Freak-out, from Brooklyn Nine-Nine [S03E19]

影片來源：<https://youtu.be/yVjWYnR3ogQ>



小秘訣：開啟 YouTube 字幕記錄 ( 適用電腦版 )

在影片右下方，點擊「...」，打開「開啟字幕記錄」，可看到全部的字幕，按一下任一行字幕可跳到相應的影片段落，方便重聽單句與確認答案。



## 聽力秘技 ( 2 ) Listening Tips: 2

Jake: All right. Thanks. Okay, here's what Esther remembers about the night that she was robbed. She was (1) \_\_\_\_\_ or doing something else. And she was either alone or with people. The only thing she was absolutely sure of is that I seem like a very nice boy, which is not (2) \_\_\_\_\_ to the case, but did make me feel very good.

Terry: This is stupid. It was 20 years ago. No one remembers anything. I'm beginning to think maybe we should...

Jake: Climb out on that ledge and see how the perp got in.

Terry: I was gonna say (3) \_\_\_\_\_.

Jake: What? Right after I (4) \_\_\_\_\_ that incredible ledge thing, Terry?


Terry: We're 10 stories up. You can handle that?

Jake: Sarge, I'm not scared of (5) \_\_\_\_\_, okay? I'm scared of bees, I'm scared of snakes, and I'm scared that the Knicks might never be good again, but I am not scared of (5) \_\_\_\_\_.

(on the window ledge) We're gonna die! [repeat X8]

(in the elevator) I would (6) \_\_\_\_\_ it if you didn't tell anyone about my window ledge freak-out.


😊 Glossary: window ledge 窗台    freak-out 驚恐、激動    perp=perpetrator 犯罪者    sarge=sergeant 警佐  
incredible 極好的



## 聽力秘技 ( 2 ) Listening Tips: 2

### 活動 3

### 善用 5W1H 分析法理解內容



平常聽英文時，可以運用 5W1H ( who、where、what、when、why、how ) 判斷說話的人的身分、地點、談話的主題、事件的日期或時間、原因、處理方法等。接下來，我們一起試試看利用 5W1H 法整理 GEPT 聽力試題的資訊，再測試看看做完練習後，你能否回答 GEPT 的題目。

1. 請至以下網址聽試題 [https://www.lttc.ntu.edu.tw/GEPT\\_worksheet-IA-august-P3-1/](https://www.lttc.ntu.edu.tw/GEPT_worksheet-IA-august-P3-1/)
2. 請將聽到的資訊依照提示的問題，將答案分別填入下方的空格中。

#### WHO?



Who is one of the sponsors?

(1)

#### WHERE?



Where will the event be held?

Bayside Park, by the (2)

#### WHAT?



What is the talk about?

(3)

#### WHEN?



When will the event be held?

(4)

#### WHY?



Why should you participate in the event?

It's summer's biggest event.

#### HOW?



How can you get free tickets?

Keep listening

3. 最後請至以下網址聽問題 [https://www.lttc.ntu.edu.tw/GEPT\\_worksheet-IA-august-P3-2/](https://www.lttc.ntu.edu.tw/GEPT_worksheet-IA-august-P3-2/)，並從下方選項中選出正確的答案。

(5)

- A. Near a city square.
- B. In a local museum.
- C. At a radio station.
- D. Close to the ocean.

不是每段對話或談話都會運用到所有的 5W1H，有時部分的資訊未提，但此方法可幫助你整理聽到的資訊，聽到問題時能迅速找到答案。



### 延伸學習

想再做更多的練習嗎？British Council 網站提供了很完整的聽力練習，內容依難度分為五級，每段對話或談話都有逐字稿，還附帶聆聽前的單字練習和聆聽後的理解測驗。

<https://learnenglish.britishcouncil.org/skills/listening/intermediate-b1>

(British Council Learn English)

利用 [YouGlish](#) 這個網站，你可以從 YouTube 上找到包含特定詞彙或片語的影片，幫助你從不同的情境了解它的發音與用法。

## 聽力秘技 ( 2 ) Listening Tips: 2

### 活動 3 錄音稿

Summer's biggest event is nearly here! FM77 is proud to sponsor this year's Music by the Bay festival. Join us August 29th and 30th for two days of concerts, sun, and fun at Bayside Park, right by the beach. Tickets are on sale from August 12, or keep listening for your chance to win tickets for you and a friend.

Question: Where will the festival be held?