

The Second Foreign Language Proficiency Test-Basic (SFLPT-Basic) The 2016 Test Report

The Second Foreign Language Proficiency Test-Basic (SFLPT-Basic) was developed in line with the Ministry of Education's policies on the teaching and learning of second foreign languages (Japanese, French, German and Spanish) in senior high schools and to meet the assessment needs of Taiwan's foreign language learners at the beginner level. The test consists of three sections: Listening, Vocabulary & Usage, and Reading. Scores on each section range from 0 to 40, and the maximum total score is 120.

◆ Examinee Background

The average age of the SFLPT examinees in 2016 was 18.2. The ratio of males to females was about 3:7 (see Table 1). Roughly 70% were senior high school students or graduates (see Table 2), and 60% had been learning the language on which they were tested for one to two years (see Table 3). Nearly 60% took the test because they wanted to assess their learning achievement or because the SFLPT was one of the assessment criteria at the examinees' schools (see Table 4). Those who attended the "Senior High School Advanced Placement (AP) Program" made up 20% of the examinees. Distribution of test takers by region and language is shown in figures below.



In terms of examinees' performance, 78% achieved CEFR A1 level or above (a total score of 60 or higher and each section score was above 13; see Table 5), among which 15% achieved CEFR A2 level (a total score of 96 or higher). The oldest examinee obtaining the A2 certificate was 58 years old (Japanese) and the youngest 11 (Spanish). The pass rate of examinees from the AP Program was substantially higher than that of other examinees, with 85% achieving the A1 level or above, among which 25% achieved the A2 level (see Table 6).

◆ Japanese Test

The ratio of male to female examinees was 2:3, with females receiving higher average scores on all sections (see Figure 1). In terms of their education levels, the largest group was general senior high school students or graduates (60%), who on average performed the best on all sections (see Figure 2). Twenty-four percent of examinees were vocational high school students or graduates. Those who had learned Japanese for one to two years comprised 57% of the examinees. Compared to those who had learned the language for less than one year, the one-to-two-year group earned higher average scores on all sections. The average total score was 77.2 (Listening 25.7, Vocabulary & Usage 24.7, and Reading 26.8; see Table 7). Seventy-nine percent of examinees achieved the A1 level or above, among which 21% achieved the A2 level.

◆ French Test

The ratio of male to female examinees was 3:7, with females receiving slightly higher average scores on all sections. General senior high school students or graduates (52% of the French test examinees) and university students or graduates (23%) on average performed the best on all sections. More than 90% had learned French for fewer than two years. Those who had learned the language for one to two years earned higher average scores on all sections than those whose length of study was less than one year. The average total score was 67.7 (Listening 22.8, Vocabulary & Usage 22.3, and Reading 22.6). Sixty-five percent of examinees achieved the A1 level or above, among which 8% achieved the A2 level.

◆ German Test

The ratio of male to female examinees was 3:7, with comparable performance on all sections between the two gender groups. Most of the German test examinees were general senior high school students or graduates (79%) or university students or graduates (21%), with comparable average scores on all sections. Seventy-five percent had learned German for one to two years. The length of German language study is

positively correlated with the average section scores. The average total score was 76.2 (Listening 25.9, Vocabulary & Usage 25.2, and Reading 25.2). Eighty-five percent of examinees achieved the A1 level or above, among which 11% achieved the A2 level.

◆ **Spanish Test**

The ratio of male to female examinees was 3:7, with females receiving higher average scores on all sections. Most examinees were general senior high school students or graduates (48%) or university students or graduates (40%), with the latter group earning higher average scores on all sections. Sixty-seven percent had learned Spanish for one to two years. Compared to those who had learned the language for less than one year, the one-to-two-year group earned higher average scores on all sections. The average total score was 76.4 (Listening 25.4, Vocabulary & Usage 23.9, and Reading 27.0). Eighty-three percent of examinees achieved the A1 level or above, among which 13% achieved the A2 level.

Table 1. Examinee Distribution by Gender

Gender	Japanese	French	German	Spanish	Total
Male	37%	29%	28%	31%	33%
Female	63%	71%	72%	69%	67%

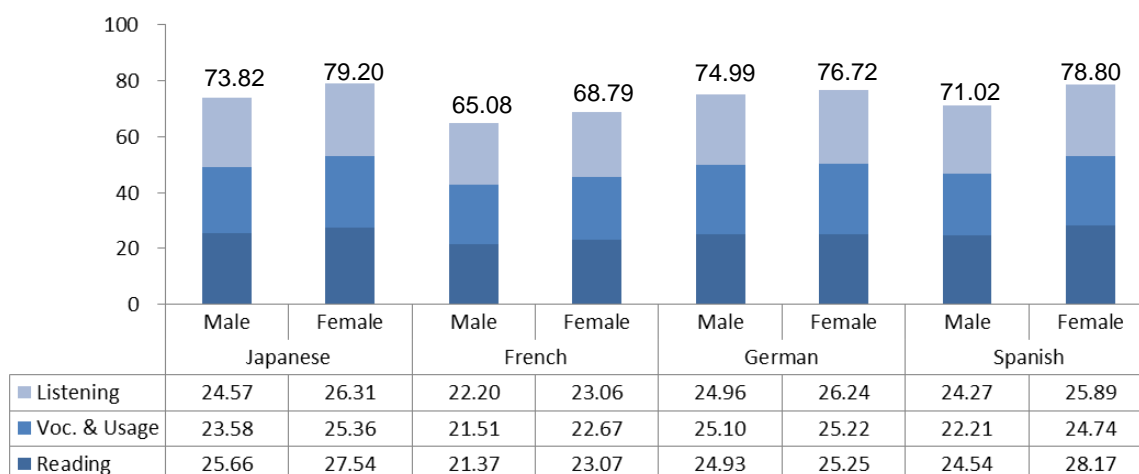


Figure 1. Average Score by Gender

Table 2. Examinee Distribution by Education Level

Education Level	Japanese	French	German	Spanish	Total
Elementary/Junior high school	9%	11%	0%	11%	9%
Vocational senior high school	24%	14%	0%	0%	13%
General senior high school	60%	52%	79%	48%	58%
University or higher	7%	23%	21%	40%	20%

A: Elementary/Junior high school
 B: Vocational senior high school
 C: General senior high school
 D: University or higher

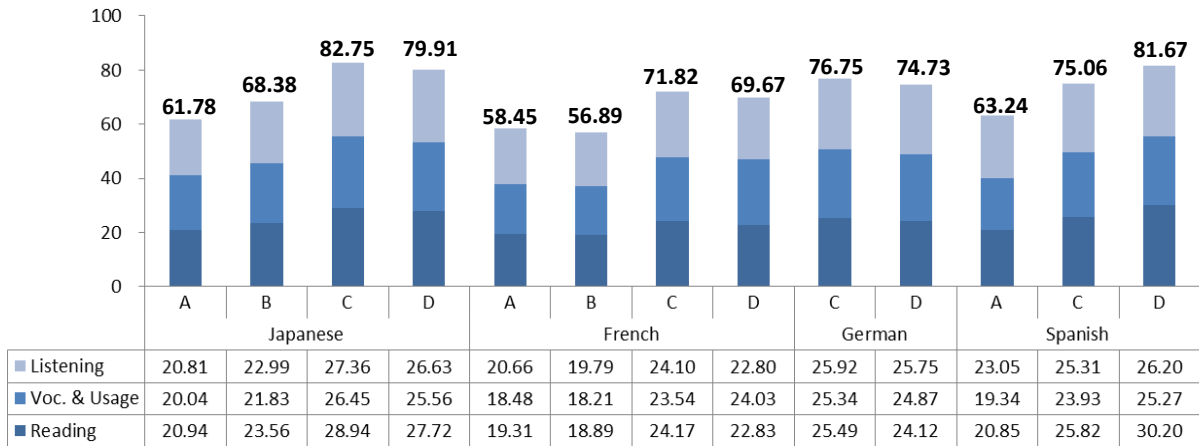


Figure 2. Average Score by Education Level

Table 3. Length of Foreign Language Study

Length of Study	Japanese	French	German	Spanish	Total
Less than 1 year	28%	47%	17%	13%	25%
1-2 years	57%	44%	75%	67%	60%
2-3 years	11%	6%	8%	13%	10%
Over 3 years	4%	3%	1%	7%	4%

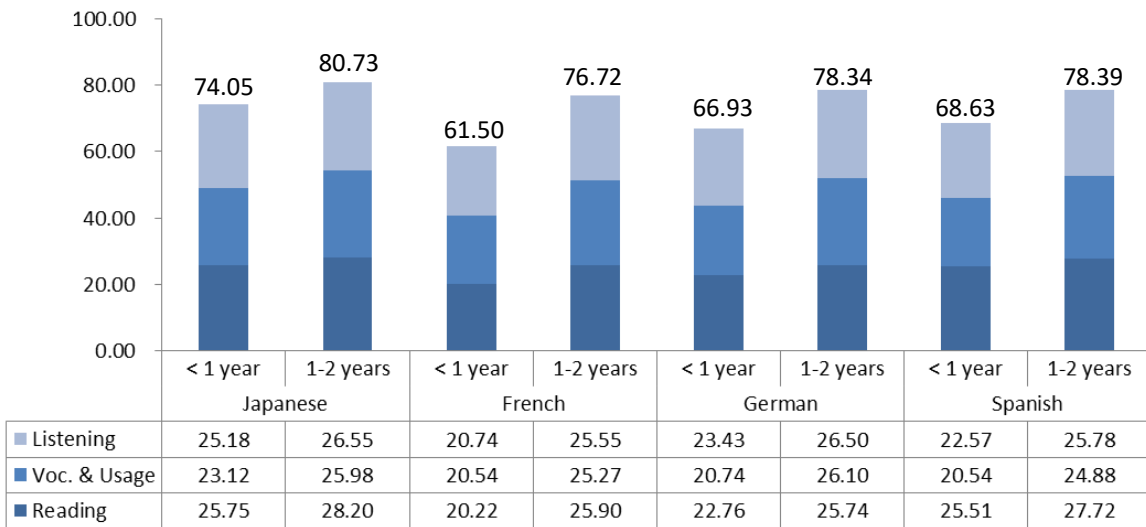


Figure 3. Average Score by Length of Foreign Language Study (from 0-2 years)

Table 4. Examinee Distribution by Test-taking Purpose

Purpose	Japanese	French	German	Spanish	Total
Self-evaluation	40%	43%	22%	34%	36%
College admission	5%	6%	4%	3%	5%
School grade reference/ Assessing learning achievement	52%	50%	74%	61%	57%
Job application, promotion & others	2%	1%	0%	2%	2%

Table 5. Examinee Distribution by Achieved Level

Level	Japanese	French	German	Spanish	Total
A2	21%	8%	11%	13%	15%
A1	58%	57%	74%	70%	63%
Below A1	21%	35%	15%	18%	21%

Table 6. "Senior High School Advanced Placement Program" Examinee Distribution by Achieved Level

Level	Japanese	French	German	Spanish	Total
A2	33%	10%	3%	12%	25%
A1	55%	67%	64%	71%	60%
Below A1	12%	24%	33%	16%	16%

Table 7. Average Score by Language Skill

Test Component	Japanese	French	German	Spanish	Total
Listening	25.7	22.8	25.9	25.4	25.2
Vocabulary & Usage	24.7	22.3	25.2	23.9	24.2
Reading	26.8	22.6	25.2	27.0	26.1
Total	77.2	67.7	76.2	76.4	75.5