

The Second Foreign Language Proficiency Test-Basic (SFLPT-Basic) The 2017 Test Report

The Second Foreign Language Proficiency Test-Basic (SFLPT-Basic) was developed in line with the Ministry of Education's policies on the teaching and learning of second foreign languages (Japanese, French, German, and Spanish) in senior high schools and with the goal of meeting the assessment needs of Taiwan's foreign language learners at the beginner level. The test consists of three sections: Listening, Vocabulary & Usage, and Reading. Scores on each section range from 0 to 40, and the maximum total score is 120.

◆ Examinee Background

In 2017, nearly half of all examinees took the Japanese test, and approximately a quarter took the Spanish test (see Figure 1). The average age of examinees was 18.7. About 60% of examinees were senior high school students or graduates (see Figure 2), and nearly 60% had been learning the language on which they were tested for one to two years (see Figure 3). Around 60% of examinees took the test because they wanted to assess their learning achievement or because the SFLPT was one of the assessment criteria used by the examinees' schools (see Figure 4). Those who attended the "*Senior High School Advanced Placement (AP) Program*" made up 10% of examinees. Examinees from the northern region of Taiwan accounted for 45%, and about one-third came from the central region (see Figure 5). The ratio of males to females was approximately 35:65 (see Table 1).

In terms of examinee performance, 72% of examinees achieved CEFR A1 level or above (a total score of 60 or higher with each section score above 13; see Figure 6), while 16% achieved CEFR A2 level (a total score of 96 or higher; see Figure 6). The oldest examinee obtaining the A2 certificate was 53 years old (Japanese), and the youngest 13 (Japanese and Spanish). The pass rate of examinees from the AP Program was substantially higher than that of the other examinees, with 84% achieving the A1 level or above and 17% achieving the A2 level.

◆ Japanese Test

The largest group of examinees was general senior high school students or graduates, who comprised 33% of the total (see Figure 2). Vocational senior high school students or graduates accounted for 31% of all examinees, and 28% were university students or graduates (see Figure 2). Those who had learned Japanese for one to two years comprised 58% of examinees (see Figure 3). The ratio of male to female examinees was approximately 40:60 (see Table 1).

Approximately 70% of examinees achieved the A1 level or above, while 14% achieved the A2 level (see Figure 6). The average total score was 71.62 (Listening 23.88, Vocabulary & Usage 22.75, and Reading 25.00; see Table 2). Female examinees received slightly higher average scores on all sections (see Table 3). General senior high school students or graduates performed the best on all sections (see Table 4). Compared to those who had learned the language for less than one year, those who had studied it for one to two years earned slightly higher average scores on all sections (see Table 5).

◆ French Test

The largest group of examinees was general senior high school students or graduates, who comprised 48% of examinees (see Figure 2). University students or graduates accounted for 35% of examinees (see Figure 2). Those who had learned French for one to two years comprised 52% of examinees (see Figure 3). More than 90% of examinees had learned French for fewer than two years. The ratio of male to female examinees was approximately 30:70 (see Table 1).

Approximately 65% of examinees achieved the A1 level or above, while 13% achieved the A2 level (see Figure 6). The average total score was 70.48 (Listening 23.71, Vocabulary & Usage 22.48, and Reading 24.29; see Table 2). Female examinees received higher average scores on all sections (see Table 3). General senior high school students or graduates (48%) and university students or graduates (35%) performed the best on

all sections (see Table 4). Those who had learned the language for one to two years earned higher average scores on all sections than those whose length of study was less than one year (see Table 5).

◆ **German Test**

The majority of examinees were general senior high school students or graduates (61%), or university students or graduates (31%; see Figure 2). Most examinees (71%) had learned German for one to two years (see Figure 3). The ratio of male to female examinees was approximately 25:75 (see Table 1).

Approximately 75% of examinees achieved the A1 level or above, while 15% achieved the A2 level (see Figure 6). The average total score was 73.94 (Listening 24.52, Vocabulary & Usage 23.53, and Reading 25.90; see Table 2). Female examinees received higher average scores on all sections (see Table 3). University students or graduates performed the best on all sections (see Table 4). Those who had learned the language for one to two years earned noticeably higher average scores on all sections than those whose length of study was less than one year (see Table 5).

◆ **Spanish Test**

In terms of education level, most of the examinees were general senior high school students or graduates (50%), or university students or graduates (40%; see Figure 2). Slightly more than half of all examinees (55%) had learned Spanish for one to two years (see Figure 3). The ratio of male to female examinees was 33:67 (see Table 1).

Approximately 80% of examinees achieved the A1 level or above, while 21% achieved the A2 level (see Figure 6). The average total score was 76.62 (Listening 26.40, Vocabulary & Usage 23.86, and Reading 26.36; see Table 2). Female examinees received higher average scores on all sections (see Table 3). General senior high school students or graduates performed the best on all sections (see Table 4). Compared to those who had learned the language for less than one year, those who had studied it for one to two years earned noticeably higher average scores on all sections (see Table 5).

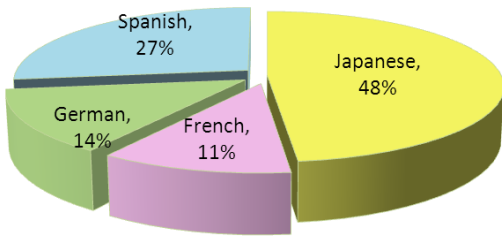


Figure 1. Examinee distribution by language

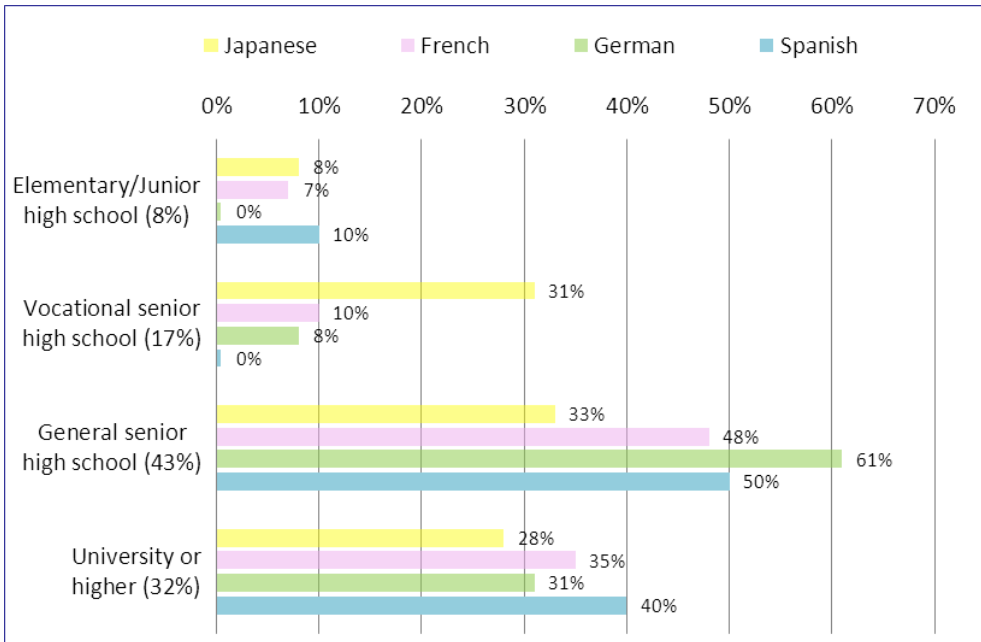


Figure 2. Examinee distribution by education level

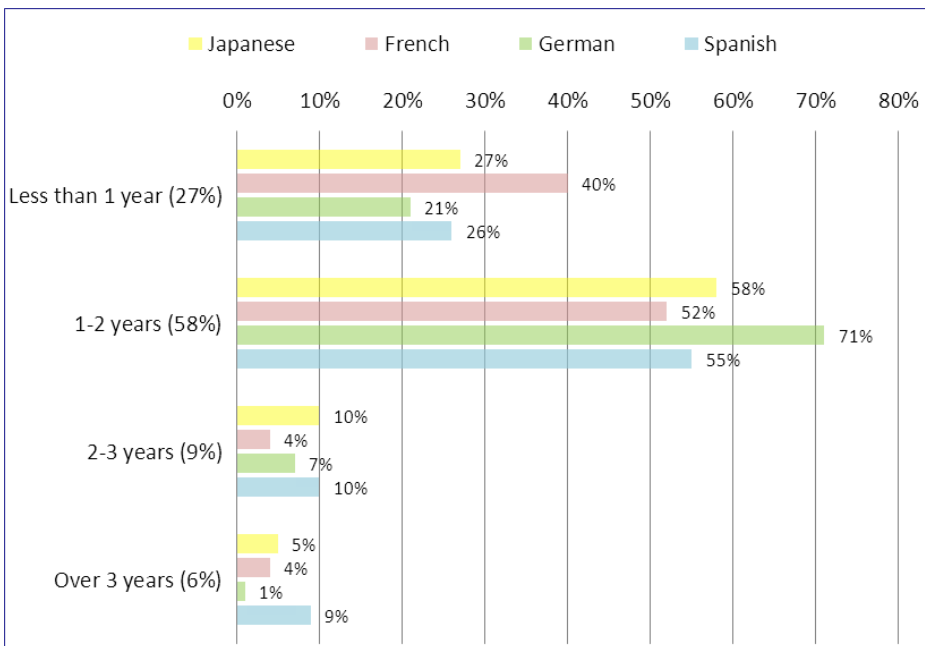


Figure 3. Examinee distribution by length of foreign language study

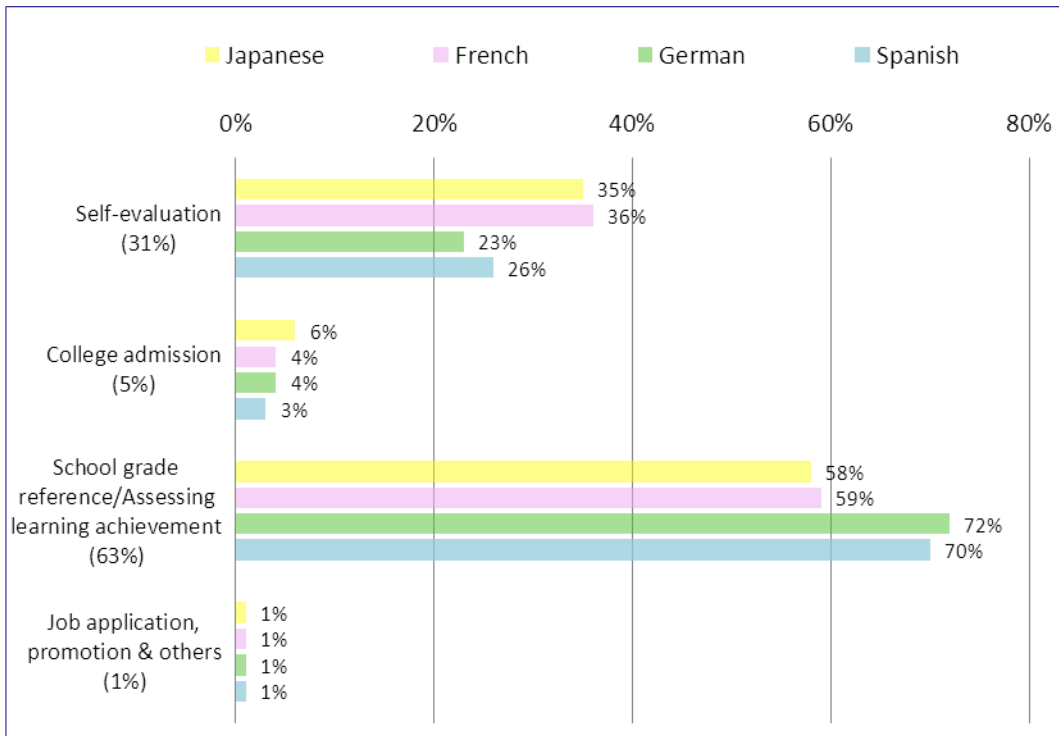


Figure 4. Examinee distribution by test-taking purpose

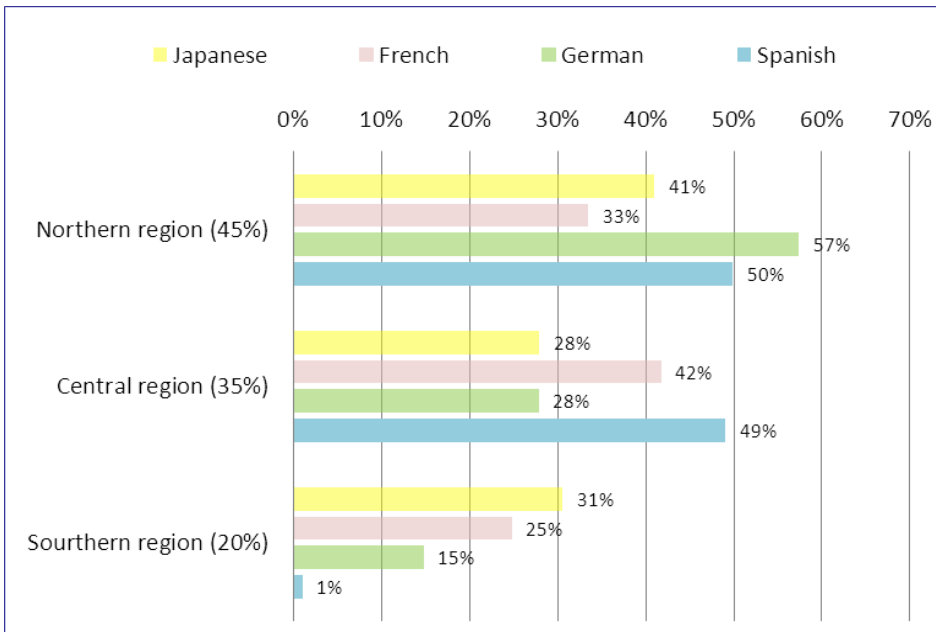


Figure 5. Examinee distribution by region

Table 1. Examinee distribution by gender

Gender	Japanese	French	German	Spanish	Total
Male	39%	29%	26%	33%	34%
Female	61%	71%	74%	67%	66%

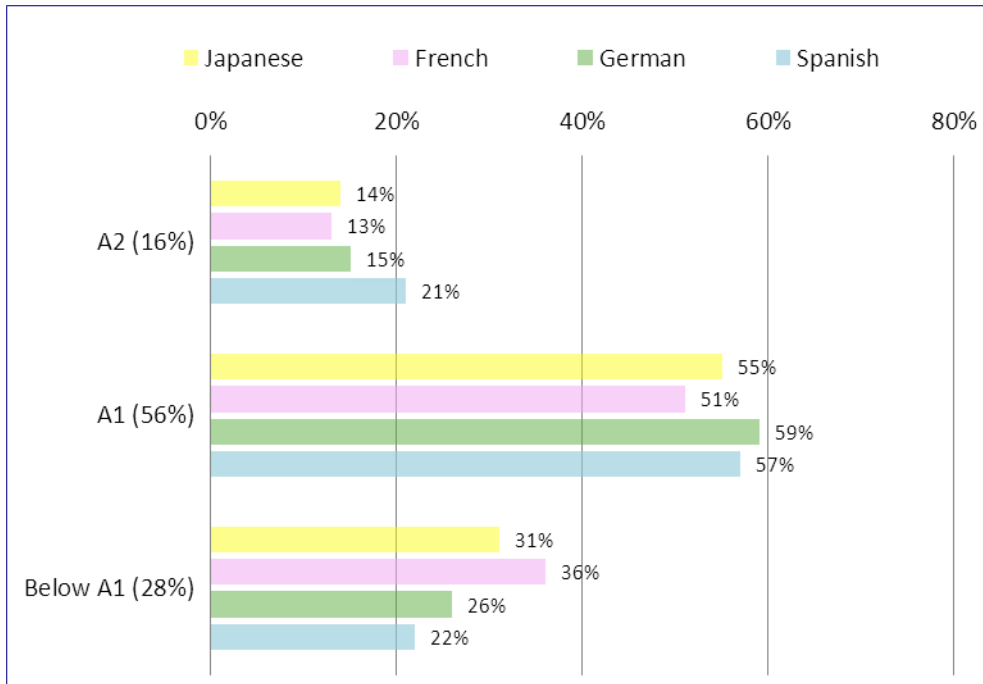


Figure 6. Examinee distribution by achieved level

Table 2. Average score by test section

Test component	Japanese	French	German	Spanish	Total
Listening	23.88	23.71	24.52	26.40	24.63
Vocabulary & Usage	22.75	22.48	23.53	23.86	23.13
Reading	25.00	24.29	25.90	26.36	25.41
Total	71.62	70.48	73.94	76.62	73.16

Table 3. Average score by gender

Language	Gender	Listening	Vocabulary & Usage	Reading	Total
Japanese	Male	23.75	22.28	24.31	70.34
	Female	23.95	23.05	25.43	72.43
French	Male	23.16	21.07	22.69	66.91
	Female	23.94	23.05	24.94	71.93
German	Male	23.80	22.70	24.55	71.05
	Female	24.77	23.82	26.37	74.96
Spanish	Male	25.97	22.63	25.28	73.89
	Female	26.61	24.48	26.89	77.98

Table 4. Average score by education level

Language	Education level	Listening	Vocabulary & Usage	Reading	Total
Japanese	Elementary/Junior high school	19.20	18.92	20.99	59.11
	Vocational senior high school	22.79	22.27	22.92	67.97
	General senior high school	26.31	26.02	29.19	81.52
	University or higher	23.56	20.54	23.52	67.61
French	Elementary/Junior high school	20.83	15.56	16.67	53.06
	Vocational senior high school	17.71	16.13	18.00	51.83
	General senior high school	25.04	24.48	25.88	75.41
	University or higher	24.21	23.00	25.52	72.74
German	Vocational senior high school	16.50	16.54	16.50	49.54
	General senior high school	24.85	23.95	25.97	74.77
	University or higher	26.01	24.54	28.27	78.82
Spanish	Elementary/Junior high school	24.63	19.27	23.53	67.42
	General senior high school	29.50	28.50	39.00	97.00
	University or higher	25.82	23.52	25.44	74.77

Table 5. Length of foreign language study

Language	Length of study	Listening	Vocabulary & Usage	Reading	Total
Japanese	Less than 1 year	23.95	22.16	24.21	70.32
	1-2 years	24.33	23.40	25.86	73.59
French	Less than 1 year	21.27	19.42	21.65	62.33
	1-2 years	25.65	25.46	27.02	78.13
German	Less than 1 year	20.13	18.58	21.10	59.81
	1-2 years	25.13	24.20	26.56	75.88
Spanish	Less than 1 year	22.04	19.99	22.27	64.30
	1-2 years	27.72	25.35	27.46	80.53