

## The Second Foreign Language Proficiency Test-Basic (SFLPT-Basic) The 2018 Test Report

The Second Foreign Language Proficiency Test-Basic (SFLPT-Basic) was developed in line with the Ministry of Education's policies on the teaching and learning of second foreign languages (Japanese, French, German, and Spanish) in senior high schools and with the goal of meeting the assessment needs of Taiwan's foreign language learners at the beginner level. The test consists of three sections: Listening, Vocabulary & Usage, and Reading. Scores on each section range from 0 to 40, and the maximum total score is 120.

### I. Examinee Background

In 2018, nearly half of all examinees took the Japanese test, and more than a quarter took the Spanish test (see Figure 1). The average age of examinees was 18.2 years, with the youngest being 12 years of age and the oldest being 76 years of age. About 97% of these examinees were between 15 and 24 years old.

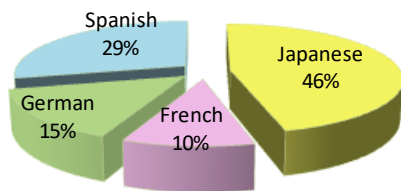


Figure 1. Examinee distribution by language

In terms of education level, general senior high school students or graduates comprised 48% of the examinees for all tests, and vocational senior high school students or graduates accounted for 18% of the total. In addition, 27% were university students or graduates. Among those taking the Japanese test, the two largest groups of examinees were made up of general senior high school students or graduates (37%) and vocational senior high school students or graduates (35%). As for those taking the French, German, or Spanish test, general senior high school students or graduates made up the majority (see Figure 2).

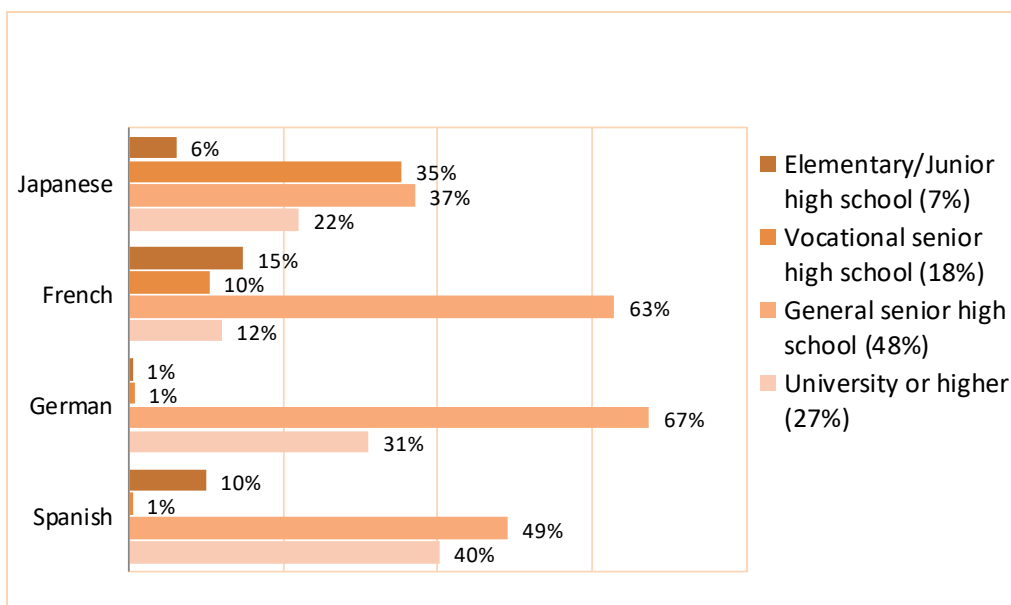


Figure 2. Examinee distribution by education level

More than 80% of examinees for all tests had been learning the language on which they were tested for two years or less (see Figure 3). Almost 60% of all examinees took the test because they wanted to assess their learning achievement or because the SFLPT was one of the assessment criteria used by their schools (see Figure 4).

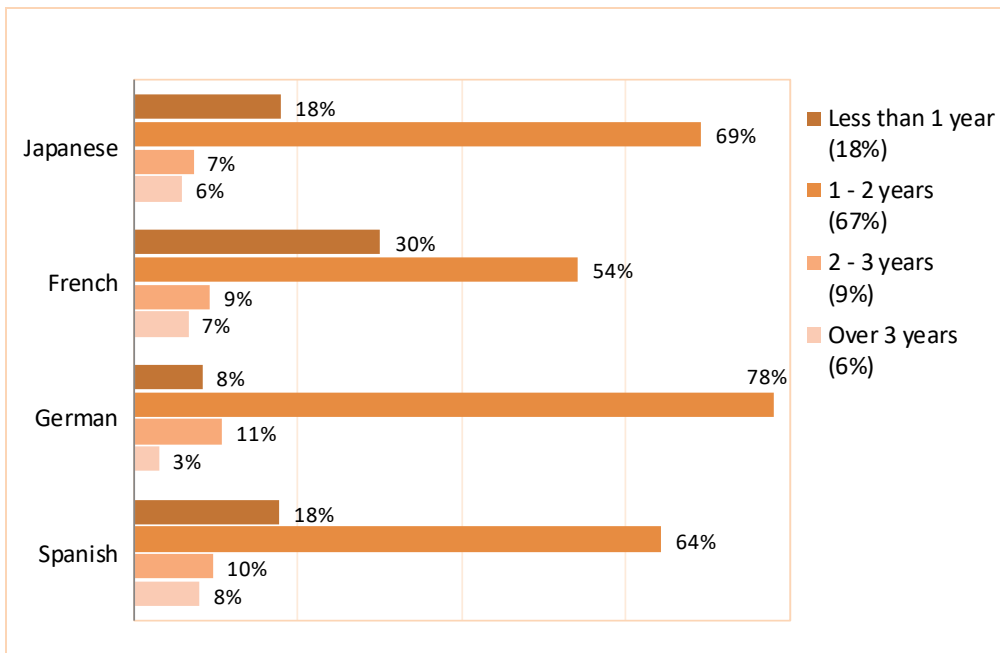


Figure 3. Examinee distribution by length of foreign language study

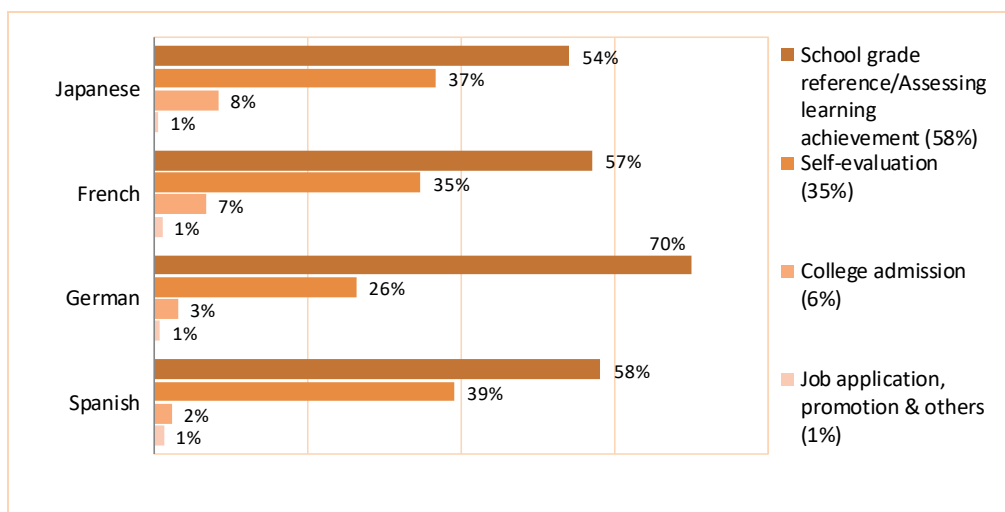


Figure 4. Examinee distribution by test-taking purpose

## II. Score summary

The average score is correlated with the length of time that examinees spent studying the language. Generally speaking, examinees earned lower scores on Vocabulary & Usage (see Figure 5).

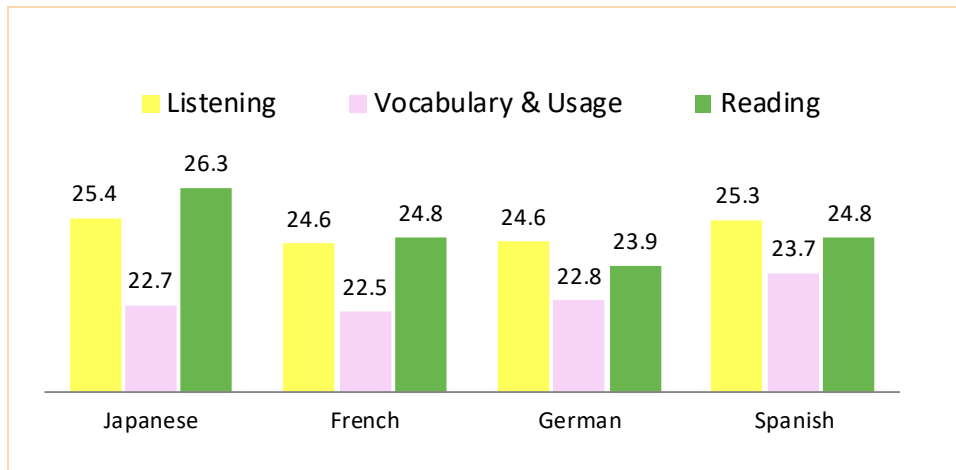


Figure 5. Average score by test section

In terms of examinee performance, 75% of examinees achieved CEFR A1 level or above (a total score of 60 or higher with each section score above 13; see Figure 6), while 15% achieved CEFR A2 level (a total score of 96 or higher; see Figure 6).

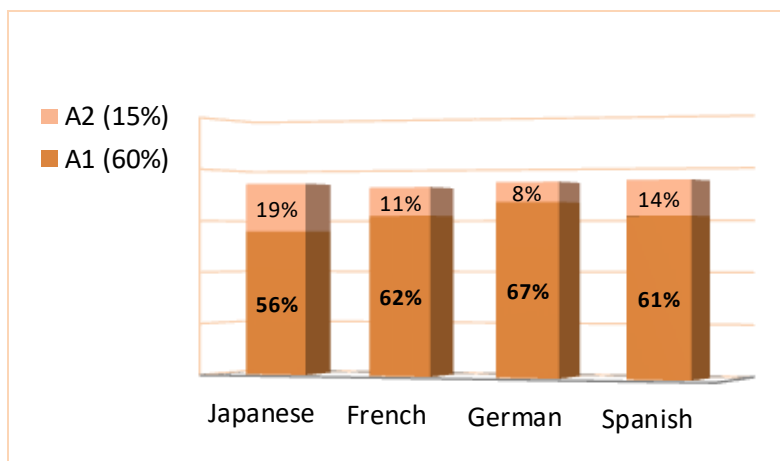


Figure 6. Examinee distribution by achieved level

The pass rate of examinees from the "Senior High School Advanced Placement (AP) Program" was substantially higher than that of the other examinees, with 84% achieving the A1 level or above, including 26% who achieved the A2 level (see Figure 7).

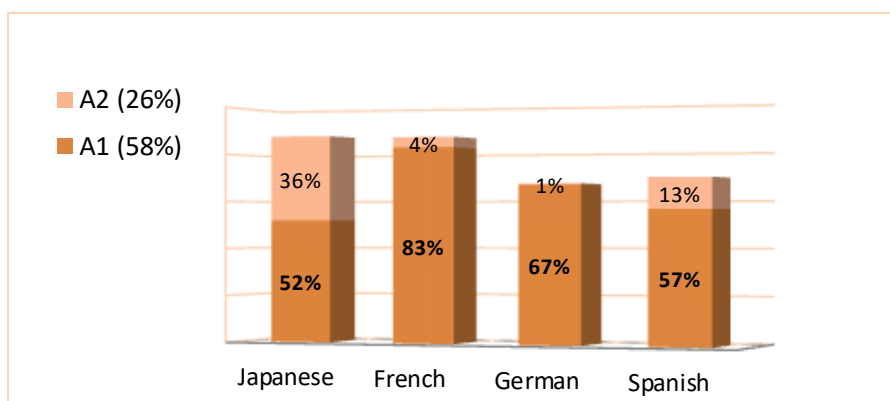


Figure 7. Examinee distribution of AP Program by achieved level

♦ **Average scores by education level**

Except for those who took the Japanese test, university students or graduates performed the best (see Table 1).

Table 1. Average score by education level

Language	Education level	Listening	Vocabulary & Usage	Reading	Total
Japanese	Elementary/Junior high school	21.72	19.90	22.68	64.30
	Vocational senior high school	22.65	20.58	23.22	66.46
	General senior high school	27.70	25.15	29.17	82.03
	University or higher	26.80	22.70	27.42	76.92
French	Elementary/Junior high school	22.00	18.48	18.52	59.00
	Vocational senior high school	19.68	18.95	20.95	59.58
	General senior high school	25.22	23.04	26.05	74.31
	University or higher	28.73	27.77	29.00	85.50
German	Vocational senior high school	16.50	18.50	12.00	47.00
	General senior high school	24.70	22.98	23.91	71.59
	University or higher	24.98	22.89	24.48	72.35
Spanish	Elementary/Junior high school	22.90	20.30	17.76	60.96
	Vocational senior high school	20.50	15.50	12.00	48.00
	General senior high school	23.77	21.42	24.46	69.64
	University or higher	27.84	27.41	26.98	82.22

♦ **Average scores by length of study**

Those who had learned French or German for one to two years earned noticeably higher average scores on all sections than those whose length of study was less than one year (see Table 2).

Table 2. Average score by length of foreign language study

Language	Length of study	Listening	Vocabulary & Usage	Reading	Total
Japanese	Less than 1 year	24.85	22.76	26.13	73.74
	1-2 years	25.62	22.57	26.38	74.56
French	Less than 1 year	22.00	20.07	20.73	62.80
	1-2 years	25.77	23.92	27.62	77.30
German	Less than 1 year	21.41	18.95	20.18	60.55
	1-2 years	24.75	23.12	24.07	71.94
Spanish	Less than 1 year	24.43	23.07	22.74	70.24
	1-2 years	24.91	23.49	25.58	73.98