

The Foreign Language Proficiency Test (FLPT)

The 2011 Test Report

In 2011, 55% of FLPT test takers took both the written examination (i.e. the Listening, Usage, and Vocabulary and Reading subtests) and the oral examination. Forty percent took only the written examination, whereas 5% of the test takers took only the oral examination. Meanwhile, among all test takers, 72% took the English test, 11% took the Japanese test, 4% took the French test, 3% took the German test, and 10% took the Spanish test (see Figure 1).

For the English test, the male-female ratio of the test takers was approximately 3:2 (see Table 1), and the average age was 33 (see Table 2). Fifty-seven percent of the test takers held advanced degrees, and 31% were university graduates (see Table 3). In addition, 30% of the test takers took the FLPT for the purpose of overseas studies, training, or job assignments (see Table 4). In terms of test performance, test takers received an average score of S-2 on the oral examination, and the average score for the Listening, Usage, and Vocabulary and Reading subtests was 65.7, 63.0, and 64.1, respectively.

For the Japanese test, the male-female ratio of the test takers was approximately 1:2 (see Table 1), and the average age was 28 (see Table 2). Forty-one percent of the test takers held bachelor's degrees, and 38% were technological and vocational college graduates (see Table 3). In addition, about 20% of the test takers took the FLPT for job application or certification of language ability, and about 10% for the purpose of overseas studies, training, or job assignments (see Table 4). In terms of test performance, test takers received an average score of S-1+ on the oral examination, and the average score for the Listening, Usage, and Vocabulary and Reading subtests was 59.4, 58.5, and 57.4, respectively.

For the French test, the male-female ratio of the test takers was 2:3 (see Table 1), and the average age was 26.9 (see Table 2). Fifty-six percent of the test takers were university graduates, and 26% held advanced degrees (see Table 3). In addition, 25% of the test takers took the FLPT for the purpose of overseas studies, training, or job assignments (see Table 4). In terms of test performance, test takers received an average score of S-2 on the oral examination, and the average score for the Listening, Usage, and Vocabulary and Reading subtests was 55.1, 53.5, and 52.1, respectively.

For the German test, the male-female ratio of the test takers was approximately 2:3 (see Table 1), and the average age was 26.6 (see Table 2). Fifty-nine percent of the test takers were university graduates, and 35% held advanced degrees (see Table 3). In addition, 26% of the test takers took the FLPT for the purpose of overseas studies, training, or job assignments (see Table 4). In terms of test performance, test takers received an average score of S-1+ on the oral examination, and the average score for the Listening, Usage, and Vocabulary and Reading subtests was 60.5, 59.1, and 59.3, respectively.

For the Spanish test, the male-female ratio of the test takers was 3:7 (see Table 1), and the average age was 25.5 (see Table 2). Forty-eight percent of the test takers were technological and vocational college graduates, and 35% held bachelor's degrees (see Table 3). In addition, about 20% of the test takers took the FLPT for job application or certification of language ability (see Table 4). In terms of test performance, test takers received an average score of S-1+ on the oral examination, and the average score for the Listening, Usage, and Vocabulary and Reading subtests was 51.3, 50.5, and 49.9, respectively.

Figure 1
Test Taker Distribution by Language

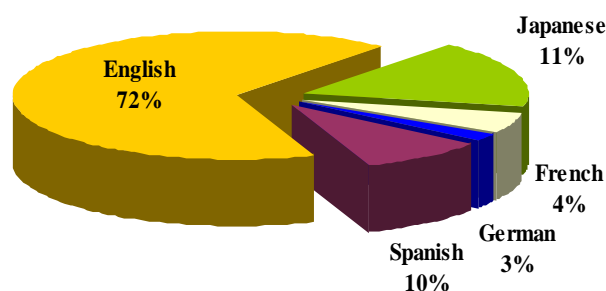


Figure 2
Test Taker Distribution by Gender

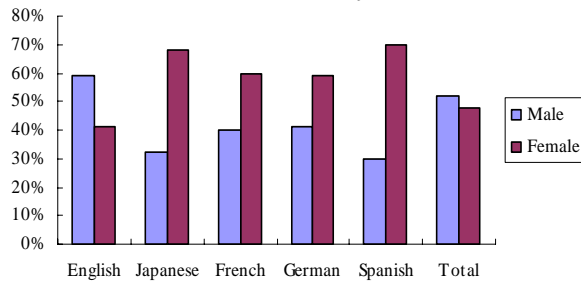


Figure 3
Test Taker Distribution by Age

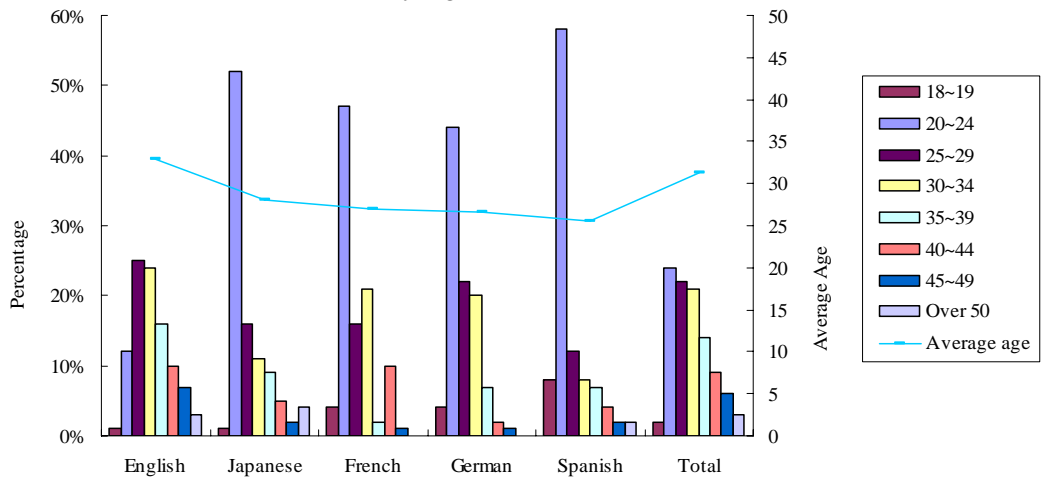


Figure 4
Test Taker Distribution by Education

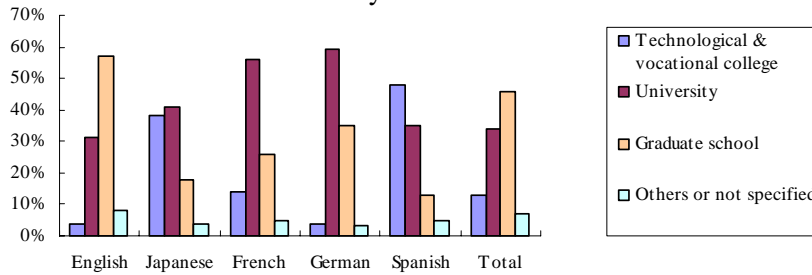


Figure 5
Test Taker Distribution by Test Purpose

