

## Score Data Summary for 2009 GEPT-Intermediate

In 2009, the General English Proficiency Test (GEPT) Intermediate Level recognized approximately 104,000 First Stage examinees and 59,000 Second Stage examinees. The First Stage average scores were 80.87 for the Listening Test and 77.11 for the Reading Test, with a passing rate of 46%. The Second Stage average band scores were 3.5 for the Writing Test and 3.6 for the Speaking Test, with a passing rate of 32% (Figure 1).

Analysis of test takers' background shows that 41% of the test takers were from northern Taiwan, 34% from the central region, 22% from the southern region, and 3% from the eastern region (Figure 2). The ratio of males to females was approximately 2:3. The average age of examinees was 18.8, while the oldest passing examinee was 61 years of age. Target test takers, that is, senior high school students and graduates made up roughly 60% of the population (Figure 3).

In terms of First Stage test scores, test takers from the northern region outperformed those from other regions on the Listening Test, whereas regional difference on the Reading Test was minor (Figure 4). Female examinees performed better than males on both the Listening and Reading Tests. In general, test takers under 24 years old scored higher on Listening than on Reading. Examinees over 25 years old scored higher on the Reading Test (Figure 5). Target test takers, that is, senior high school students and graduates performed better on Listening than on Reading.

As Second Stage test takers had been screened in the First Stage Tests, few score differences were found across regions, ages and education levels. Overall, examinees performed better on the Speaking Test than on the Writing Test (Figure 6).

Figure 1. Score distribution by test

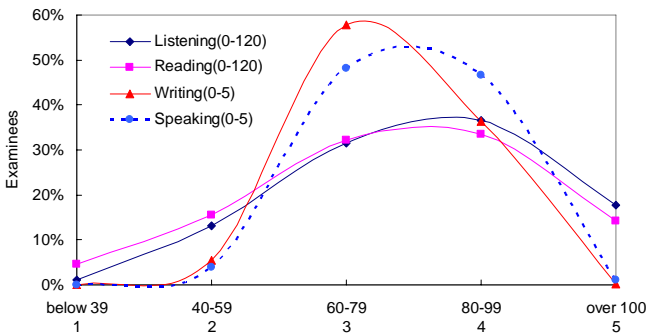


Figure 2. Examinee distribution by region




Figure 3. Examinee distribution by education

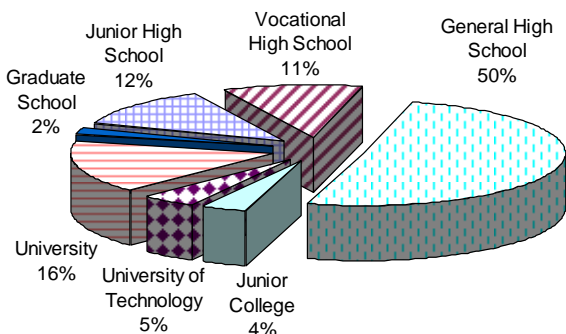


Figure 4. Scores by region

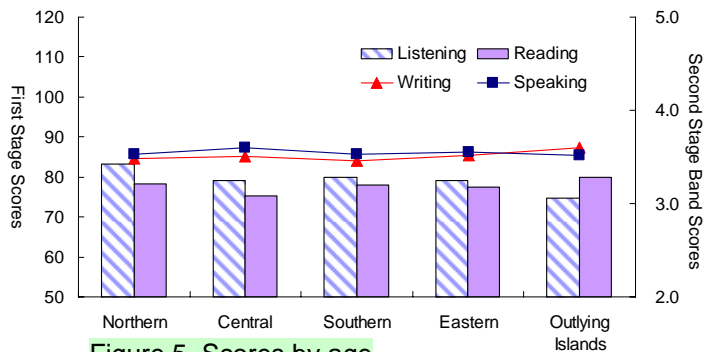


Figure 5. Scores by age

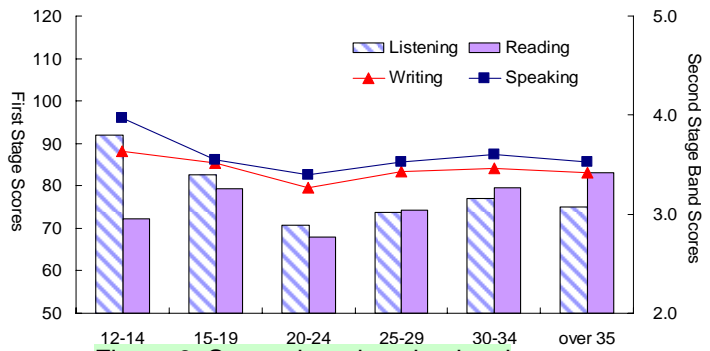


Figure 6. Scores by education level

