

試題本文

Below are the posts in Kevin's online classroom.

The screenshot shows a social media-style interface for 'Mr. Davidson's Classroom'. At the top, there are tabs for 'Stream', 'Classwork', and 'People', with 'Stream' selected. A user profile icon with the letter 'K' is in the top right. The main header area has a yellow background with the text 'Mr. Davidson's Classroom' and an icon of a teacher at a whiteboard. On the left side, there are two 'Unfinished' posts: 'Unfinished Holiday Plan' by Kevin, Joe, and Veronica, and 'Unfinished Campus Map' by Jeffery. The main content area shows two posts from 'Mr. Davidson' (MD). The first post, dated 12:05 pm, is titled 'Tomorrow's Class' and lists three tasks: 1. View formulas on the DiscussionBoard, 2. Test and share ideas, and 3. Make a recording and upload on FlipSquare. The second post, dated 11:15 am, is titled 'Today's Homework' and lists three tasks: 1. Write your own formula, 2. See Mr. Davidson's 'Special Flavor Combos' for more ideas, and 3. Upload on FlipSquare. A comment box with a 'K' icon is visible below the first post.

Stream Classwork People

Mr. Davidson's Classroom

Unfinished
Holiday Plan
Kevin, Joe, Veronica

Unfinished
Campus Map
Jeffery

MD Mr. Davidson 12 : 05 pm
Tomorrow's Class

1. You will see all formulas on the DiscussionBoard.
2. You will test some of them and share ideas with each other.
3. You will make a recording and upload on our FlipSquare.

K

MD Mr. Davidson 11 : 15 am
Today's Homework

1. Write your own formula.
2. See Mr. Davidson's **Special Flavor Combos** if you need more ideas.
3. Upload on our FlipSquare.

Mr. Davidson's Special Flavor Combos

FORMULA – BALANCE

Ingredients you need



FORMULA – SUMMER

Ingredients you need



FORMULA – WINTER

Ingredients you need

0.29kg Lemon
0.015kg Honey 0.43kg Water
0.215kg Watermelon



Steps to make it

- 1) Take a **licuadora**.
- 2) Put ingredients you need
in the **licuadora**.
- 3) Push **START**.
- 4) After 30 seconds,
push **STOP**.
- 5) Enjoy your !



參考資料：

#1 <https://reurl.cc/X4opLE>

#2 <https://www.bbcgoodfood.com/recipes>

#3 <https://www.dcp.edu.gov.on.ca/en/curriculum/elementary-mathematics>

#4 <https://www.youtube.com/watch?v=tjIVUPZlv9U>

#5 <https://differentiationcentral.com/>

#6 https://www.tn.gov/content/dam/tn/education/training/access_differentiation_handbook_k-2.pdf

#7 https://sp1.hso.mohw.gov.tw/doctor/All/ShowDetail.php?q_no=61340

Q1

What subject does Mr. Davidson teach?

- (A) He teaches math.
- (B) He teaches art.
- (C) He teaches integrated activities.
- (D) He teaches English.

正解：C

Q2

Where can Kevin read the formulas to test out?

- (A) https://Classroom.com/m*+
- (B) https://DiscussionBoard.com/d/1!!*7
- (C) <https://School.com/s/9/3>
- (D) <https://FlipSquare.com/12031539>

正解：B

Q3

What is a **licuadora** ?

- (A) It's a cup.
- (B) It's a knife.
- (C) It's a clock.
- (D) It's a blender.

正解：D

Q4

Read, Listen and Answer.

1. Read Mr. Davidson's Special Flavor Combos on p. 2. After reading those formulas, listen to Kevin's idea.

Kevin talks about FORMULA - _____.

2. Below are word clouds. They show ideas from all students.

_____ % of the class agree with Kevin's idea.

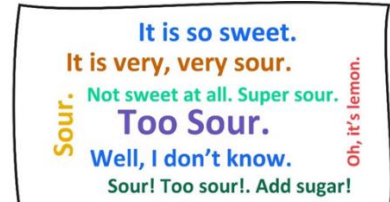
FORMULA-SUMMER



FORMULA-BALANCE



FORMULA-WINTER



**音檔內文如下

Hi, this is Kevin. Let me test first. Hmm...I think, I am trying... this, yes, must be this formula!

To make this, you need lemon, fifteen grams of honey, point four three kilograms of water and so on. I really like its color...yellow!




For me, it is...sour. Very, very sour. Maybe add some more honey. Yep, sugar or maple syrup can do too. Mr. Davidson gives it one candy. I agree with him. That is what I think.

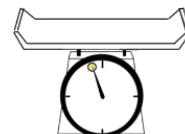
正解：1. FORMULA-WINTER 2. 75%

Q5

It's your turn to create your own formula on Form A and share it with others.

On Form A

- ① Circle the flavor of your formula.
- ② Add 0.095kg (point zero nine five kilograms) of lemon and **> 2** ingredients in your formula.
- ③ Total of ingredients together make 950g (nine hundred and fifty grams) or 0.95kg (point nine five kilograms).
- ④ Give a name to your formula and write it out.
- ⑤ Color    to show your idea.
- ⑥ Think about 2 more ideas and write them down.
- ⑥ Make a recording.



⑦ Share with others. This  tells you where to upload.

參考答案：

Form A

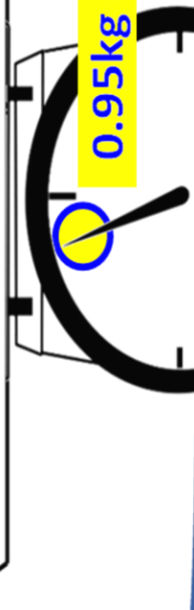
FORMULA - _____

The color of my formula is

Ingredients I Need

0.095kg lemon _____

point nine five kilograms
= nine hundred and fifty grams



My ideas

I give it _____
because _____
and _____

Form A

FORMULA -

SUN / AUGUST

The color of my formula is

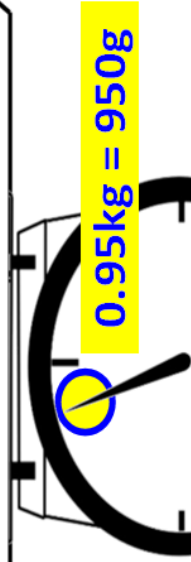
Ingredients I Need

0.095kg lemon

60g 


375g 

point nine five kilograms
= nine hundred and fifty grams



Color any you would like.

My ideas

I give it 

because it is so sweet

and it is as sweet

as a candy cane