


2023 年國小組優等作品 張雅喬 (台中市西屯區東海國小)

<p>試題文本</p>	<p>(Bob is sharing his school life with Ann. They're talking about earthquake.)</p> <p>Ann: How's school going?</p> <p>Bob: Pretty good! We did an earthquake drill this morning.</p> <p>Ann: An earthquake drill? Tell me more about it.</p> <p>Bob: We practiced drop, cover, and hold on as soon as we heard the alarm ring.</p> <p>Ann: Drop, cover, and hold on? Can you show me how?</p> <p>Bob: No problem.</p> <p>(Bob lowers his body to the ground, moves to a nearby desk, hides under it, and protects his head and neck with one arm and hand.)</p> <p>Ann: How about "hold on"?</p> <p>Bob: Hold tight and wait under the desk for about 30 seconds.</p> <p>Ann: I see. Earthquakes can happen anywhere, and there is no way to predict them. But we can take action to prepare.</p> <p>Bob: You're right!</p> <p>Ann: It's also important to get our emergency kit ready.</p> <p>Bob: An emergency kit? What's that?</p> <p>Ann: It's usually a bag. We put many things into it. They're what we really need during an emergency. Like water, food, clothes, tool, important papers, money and so on.</p> <p>Bob: Can I put my toy cars into the bag?</p> <p>Ann: _____ I know you like the birthday gifts daddy gave you a lot. They are not what we really need during an emergency, though.</p> <p>Bob: Okay... Do we have an emergency kit at home?</p> <p>Ann: No... The weekend is coming! Let's go to the shopping mall. We can buy all of the things we need for our emergency kits.</p> <p>Bob: Of course!</p> <p> earthquake 地震、drill 演習、practice 練習、alarm 警報、lower 降低、protect 保護、tight 緊的、emergency 緊急情況、kit 成套工具、really 真的</p>
<p>問題 1</p>	<p>1. Who is Ann? (A) She is Bob's friend.</p>

	(B) She is Bob's mother. (C) She is Bob's teacher.
答案	(B)
問題 2	2. What are the 3 steps (Drop, Cover and Hold on) during an earthquake? Bob 示範的防震三步驟為何？ (A)  (B)  (C) 
答案	(A)
問題 3	3. According to the conversation(對話), fill in the blanks. Ann 如何回答 Bob 的提問，對話中空格內可能的回答是？
答案	Ann 可能的回答：1. No. 2. No, you can't. 3. You can't.
問題 4	4. Think, Write and Draw 想一想，完成緊急避難包檢核表，可畫圖或寫字 Please help Ann and Bob make a checklist for their emergency kits.

Checklist for Emergency Kit

Food	Tool
<input type="checkbox"/> _____	<input type="checkbox"/> _____
<input type="checkbox"/> _____	<input type="checkbox"/> _____
<input type="checkbox"/> _____	<input type="checkbox"/> _____
Important Papers	Clothes
<input type="checkbox"/> _____	<input type="checkbox"/> _____
<input type="checkbox"/> _____	<input type="checkbox"/> _____
<input type="checkbox"/> _____	<input type="checkbox"/> _____
Others	
<input type="checkbox"/> _____	<input type="checkbox"/> _____
<input type="checkbox"/> _____	<input type="checkbox"/> _____

★字典：tool 工具、
important papers 重要文件、
clothes 衣物、others 其它













答案

依照類別，寫出或畫出緊急避難包內可放置的物品。參考答案如下：

Checklist for Emergency Kit

Food	Tool
<input type="checkbox"/> water	<input type="checkbox"/> flashlight
<input type="checkbox"/> canned foods	<input type="checkbox"/> battery
<input type="checkbox"/> cookies	<input type="checkbox"/> whistle
Important Papers	Clothes
<input type="checkbox"/> copy of ID card	<input type="checkbox"/> jackets
<input type="checkbox"/> copy of NHI card	<input type="checkbox"/> shirts
<input type="checkbox"/> bankbook	<input type="checkbox"/> pants
Others	
<input type="checkbox"/> money	<input type="checkbox"/> mask
<input type="checkbox"/> first aid	<input type="checkbox"/> blanket

Checklist for Emergency Kit

Food	Tool
<input type="checkbox"/> 	<input type="checkbox"/> 
<input type="checkbox"/> 	<input type="checkbox"/> 
<input type="checkbox"/> 	<input type="checkbox"/>
Important Papers	Clothes
<input type="checkbox"/> 	<input type="checkbox"/> 
<input type="checkbox"/> 	<input type="checkbox"/> 
<input type="checkbox"/> 	<input type="checkbox"/> 
Others	
<input type="checkbox"/> 	<input type="checkbox"/> 
<input type="checkbox"/> 	<input type="checkbox"/> 

<p>問題 5</p>	<div data-bbox="379 241 1417 1012"> <p>自 Let's do it! 實作題</p> <p>張雅喬 · 上午9:31 (上次編輯時間：上午10:46)</p> <p>100 分</p> <p>Make a video of practicing drop, cover and hold on with each member of your household and prepare an emergency kit with your family. Upload your videos and photos to Google Classroom.</p> <p>拍攝和家人一起練習「趴下、掩護、穩住」的影片，記得加上英語指令 drop, cover and hold on。與家人一起準備緊急避難包，並拍照記錄物品齊全的緊急避難包。將影片與照片上傳至Google Classroom作業區。</p> <ul style="list-style-type: none"> • 抗震保命三步驟「趴下、掩護、穩住」示範影片 Earthquake Safety: Drop, Cover & Hold On https://youtu.be/_tYWDIzE25c • 緊急避難包準備，示範影片 What To Pack In Your Earthquake Emergency Kit https://youtu.be/i8rh0H_MRR4 • 緊急避難包，內容物呈現示範照片 What's inside an emergency survival bag? https://www.tdri.org.tw/31239/ <div style="display: flex; justify-content: space-around;"> <div data-bbox="454 712 922 801">  <p>地震避難趴下掩護穩住(活動... YouTube 影片 0 分鐘</p> </div> <div data-bbox="944 712 1412 801">  <p>緊急避難包準備 YouTube 影片 1 分鐘</p> </div> </div> <div style="display: flex; justify-content: space-around;"> <div data-bbox="454 817 922 907">  <p>5款緊急避難包、8項體驗式防... https://www.tdri.org.tw/31239/</p> </div> <div data-bbox="944 817 1412 907">  <p>emergency kit1.jpg 圖片</p> </div> </div> <div data-bbox="454 922 922 1012">  <p>emergency kit2.jpg 圖片</p> </div> </div>
<p>答案</p>	<p>5. Let's do it! 實作題</p> <p>Make a video of practicing drop, cover and hold on with each member of your household and prepare an emergency kit with your family. Upload your videos and photos to Google Classroom.</p> <p>拍攝和家人一起練習「趴下、掩護、穩住」的影片，記得加上英語指令 drop, cover and hold on。與家人一起準備緊急避難包，並拍照記錄物品齊全的緊急避難包。將影片與照片上傳至 Google Classroom 作業區。</p> <ol style="list-style-type: none"> 1. 抗震保命三步驟「趴下、掩護、穩住」示範影片 Earthquake Safety: Drop, Cover & Hold On https://youtu.be/_tYWDIzE25c 2. 緊急避難包準備，示範影片 What To Pack In Your Earthquake Emergency Kit https://youtu.be/i8rh0H_MRR4 3. 緊急避難包，內容物呈現示範照片 What's inside an emergency survival bag? https://www.tdri.org.tw/31239/